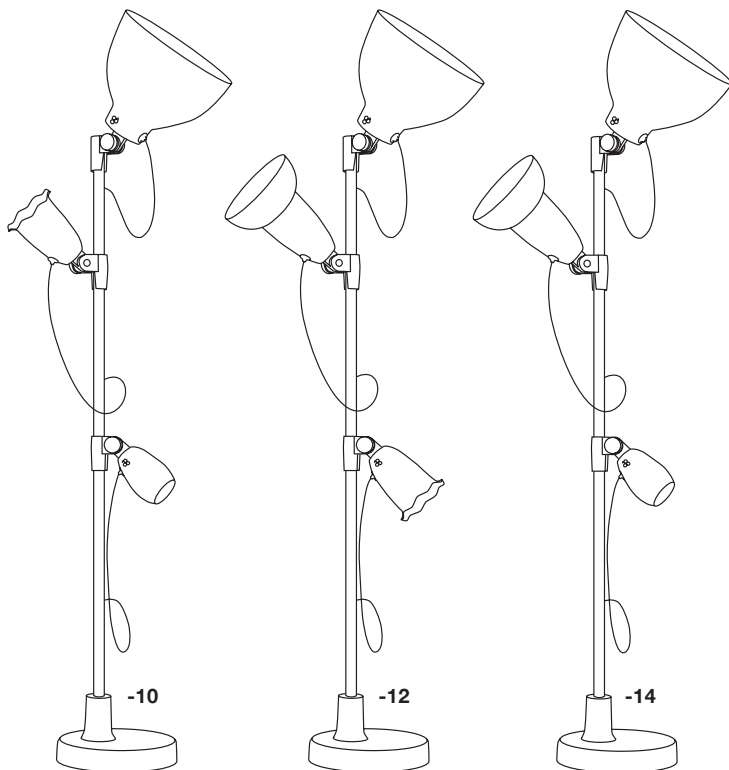
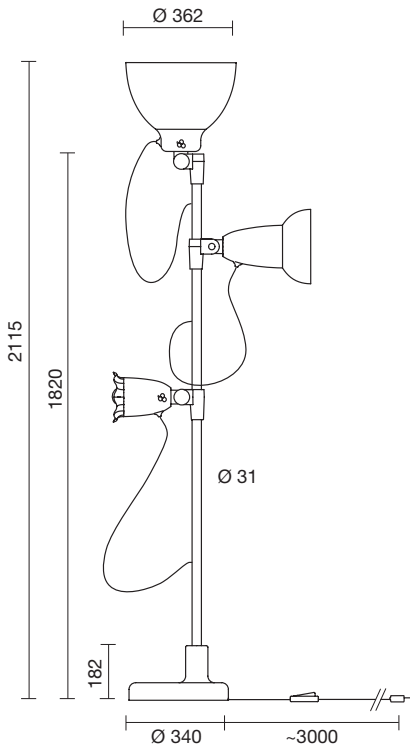


# BLOSSOM -10/ -12/ -14

Stehleuchte  
Floor lamp  
Lampadaire  
Staande lamp  
Piantana

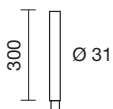
Montageanleitung  
Assembly Instructions  
Instruction de montage  
Montagehandleiding  
Istruzioni di montaggio





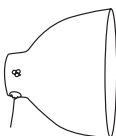

---

**Option: BLOSSOM-80** Verlängerungs Aufsatz, 30 cm  
 Tube extension, 30 cm  
 Prolongation du tube, 30 cm  
 Opzetstuk, 30 cm  
 Estensione del tubo, 30 cm



**BLOSSOM-10**

GLOB



59012401  
Globe G120 150W 230V E27  
IAG/WP-150-230-E27-95

BLUM



59013800  
GL Decor Silver 60W 230V E27  
IAA/S-60-230-E27-65

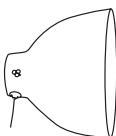
BOOKY



59013700  
Halopar 16 40W 230V E14  
HAGS/UB-40-230-E14-51/35

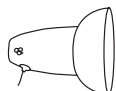
**BLOSSOM-12**

GLOB



59012401  
Globe G120 150W 230V E27  
IAG/WP-150-230-E27-95

ROCKET



59013900  
Concentra R95 75W 230V E27  
IRR-75-230-E27-80/80

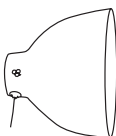
BLUM



59013800  
GL Decor Silver 60W 230V E27  
IAA/S-60-230-E27-65

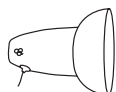
**BLOSSOM-14**

GLOB



59012401  
Globe G120 150W 230V E27  
IAG/WP-150-230-E27-95

ROCKET



59013900  
Concentra R95 75W 230V E27  
IRR-75-230-E27-80/80

BOOKY



59013700  
Halopar 16 40W 230V E14  
HAGS/UB-40-230-E14-51/35

## Technische Hinweise



- Bei Montage, Reinigung, Wartungsarbeiten und Leuchtmittelwechsel immer Stromzufuhr durch Ziehen des Steckers aus der Steckdose unterbrechen.
- Wenn die Leuchtmittel in Betrieb sind, besteht beim Leuchtmittel Verbrennungsgefahr!
- Beim Leuchtmittelwechsel besteht Verbrennungsgefahr!



- Eingangsspannung 220-240V 50/60Hz



- Mindestabstand zur angestrahlten Fläche 0,5 m



- Leuchten nur mit handelsüblichen, nicht aggressiven Reinigungsmitteln reinigen.



- (ICE 417) Leuchte darf nicht im Freien verwendet werden



- Schutzklasse I



- Leuchte **geeignet** zur Montage auf normal entflammbare Flächen



- Technische Konformität gemäss EN-Richtlinien

## Technical Information

- When executing an assembly, cleaning, maintenance works or when changing the bulbs always interrupt the power supply by unplugging the power supply cable!
- When switched on, the lamp may cause burns when touched!
- When changing the bulbs you are in danger of getting burned!

- Input voltage 220-240V 50/60Hz

- Minimum distance from illuminated surface 0.5 m

- Use only commercially available non-aggressive cleaning agents for cleaning the lamps.

- (ICE 417) Lamp must not be used in the open

- Safety class I

- Lamp **suitable** for installation on surfaces with normal flammability rating

- Technical conformity according to European Standard guidelines

## Indications techniques

- Lors de montages, du nettoyage, de travaux de maintenance ou de remplacements de sources lumineuses, veillez à toujours interrompre l'alimentation en retirant la fiche de la prise de courant!
- Lorsque la lampe est allumée, vous pouvez vous brûler avec l'ampoule!
- Le remplacement de sources lumineuses recèle un risque de brûlures!

- Tension d'entrée 220-240V 50/60Hz

- Distance minimale de la surface éclairée 0,5 m

- Ne nettoyer les lampes qu'avec des nettoyeurs non agressifs en vente dans le commerce.

- (ICE 417) Ne pas utiliser la lampe à l'extérieur

- Classe de protection I

- Lampe **appropriée** pour montage sur des surfaces normalement inflammables

- Conformité technique selon les directives EN

## Technische aanwijzingen



- Bij de montage, de reiniging, de onderhoud en het wisselen van het lichtmiddel altijd de stroomtoevoer onderbreken door trekken van de stekker uit het stopcontact!
- Een brandende lamp is heet. Pas op voor verbrandingsgevaar!
- Bij het wisselen van het lichtmiddel bestaat verbrandingsgevaar!



- Ingangsspanning 220-240V 50/60Hz



- Ten minste en afstand van 0,5 meter ten opzichte van het bestraalde oppervlak houden.



- Reinig de lampen uitsluiten met normale in de handel verkrijgbare, niet agressieve reinigingsproducten.



- (ICE 417) De lamp mag niet in openlucht gebruikt worden



- Beschermingsklasse I



- Lamp geschikt voor de montage op normaal ontvlambare oppervlakken



- Technische gelijkvormigheid volgens EN-richtlijnen

## Informazioni tecniche

- Interrompere sempre la corrente elettrica, estraendo la spina dalla presa, in fase di montaggio, di pulizia o in occasione di interventi di manutenzione e sostituzione dei corpi luminosi!
- Pericolo di scottature! Non toccare la lampadina quando la lampada è accesa!
- Durante la sostituzione dei corpi luminosi sussiste il pericolo di combustione!

- Tensione di alimentazione 220-240V 50/60Hz

- Distanza minima dalla superficie irradiata 0,5 m

- Pulire la lampada solamente con i normali detersivi non aggressivi che si trovano in commercio.

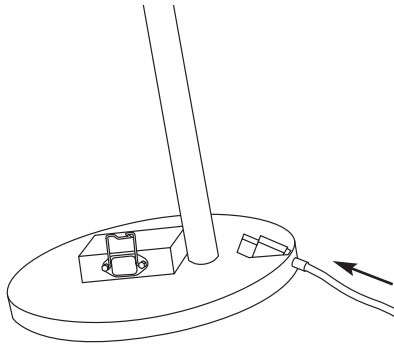
- (ICE 417) La lampada non può essere utilizzata all'aperto

- Classe di protezione I

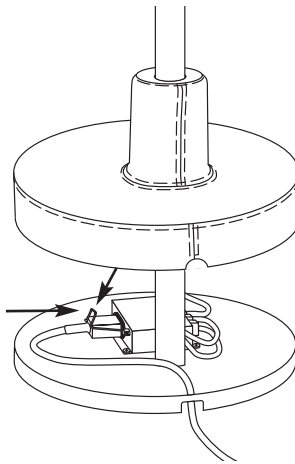
- Lampada **adatta** ad essere montata su superfici ad infiammabilità normale

- Conformità tecnica secondo le Direttive EN

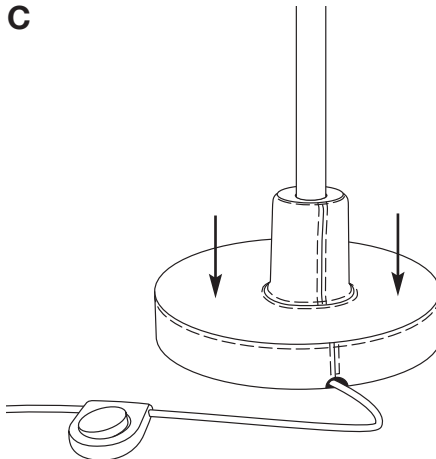
**A**



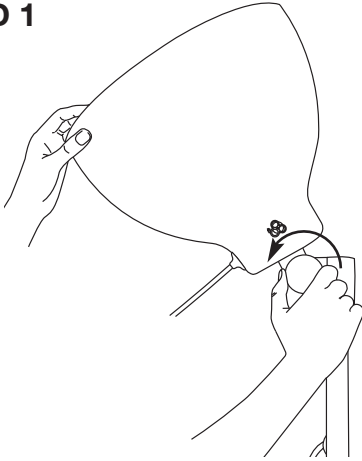
**B**



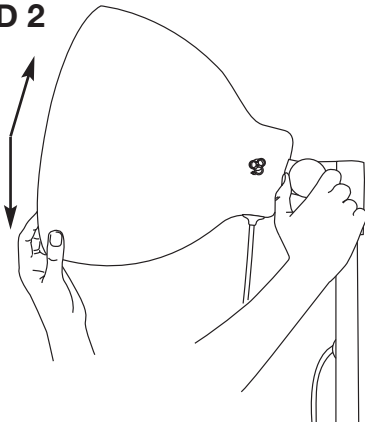
**C**



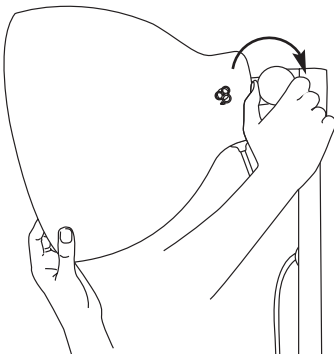
**D1**



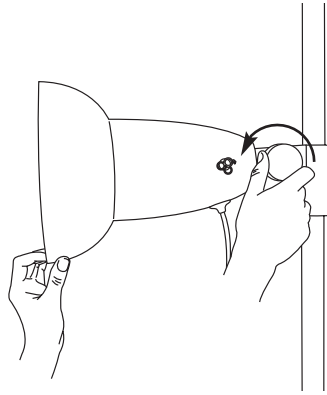
**D2**



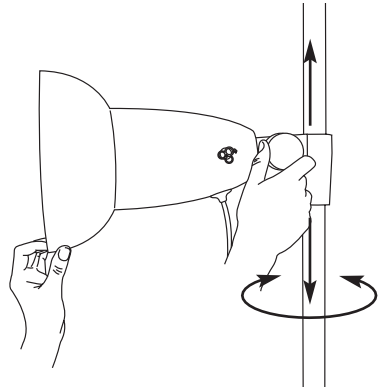
**D3**



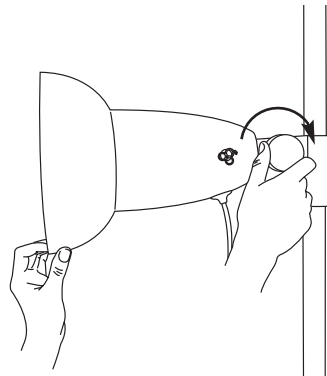
**E1**



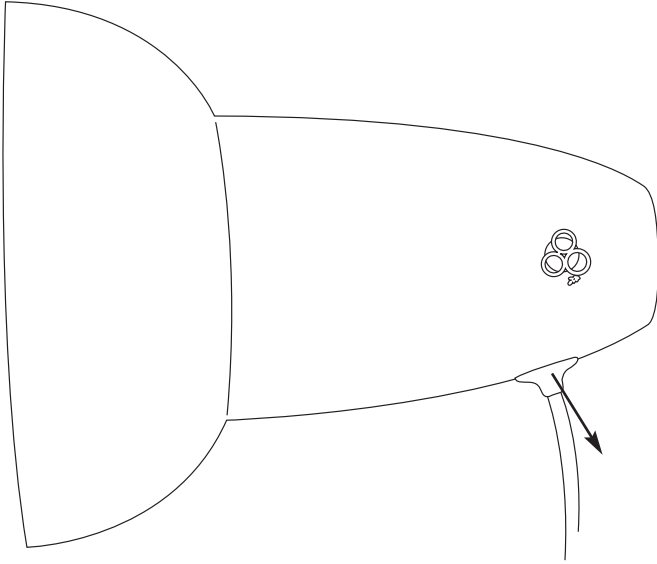
**E2**



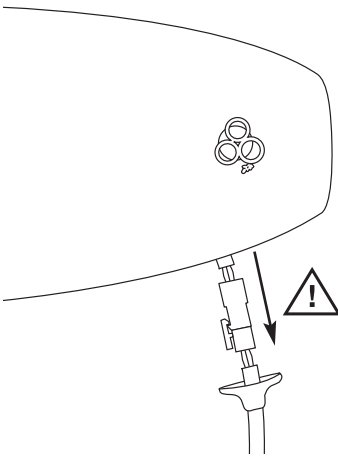
**E3**



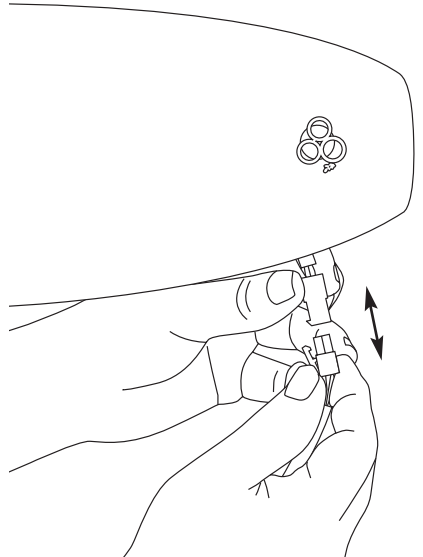
**A**



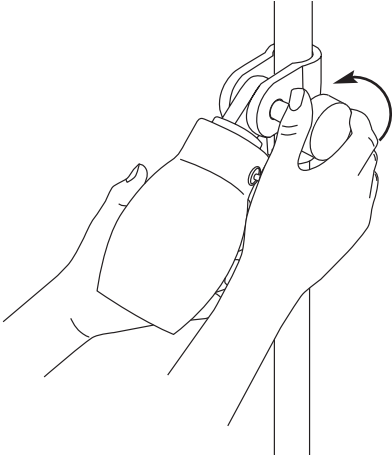
**B**



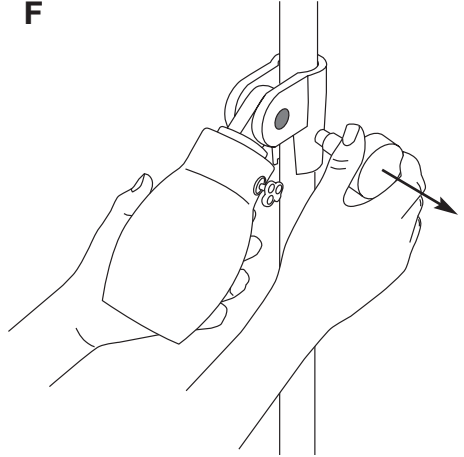
**C**



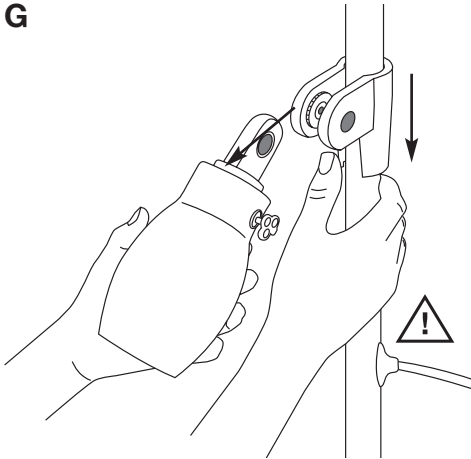
**E**



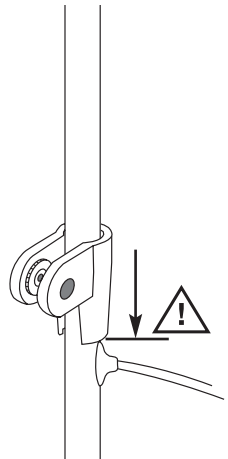
**F**



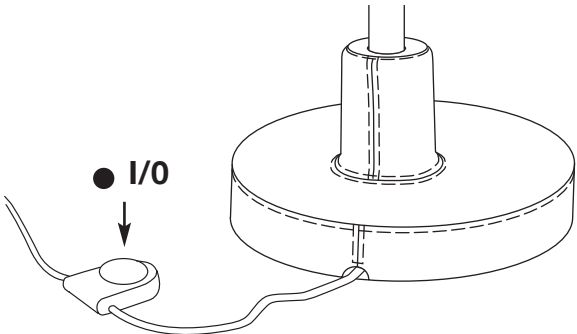
**G**



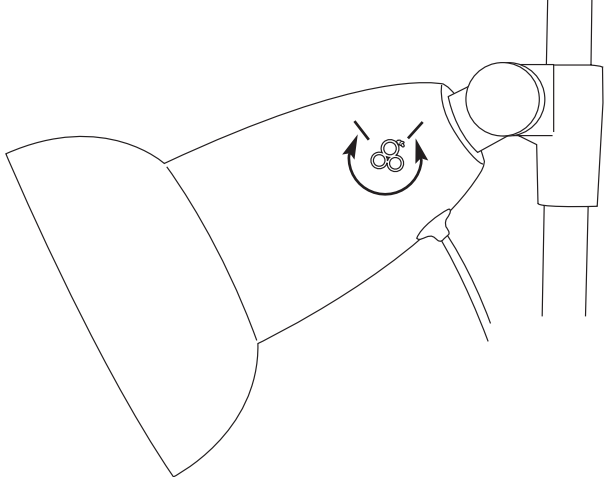
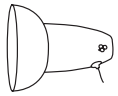
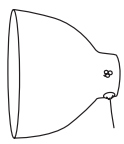
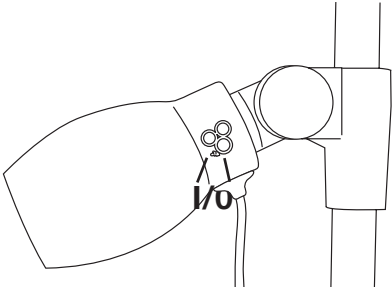
**H**



**ON/OFF**

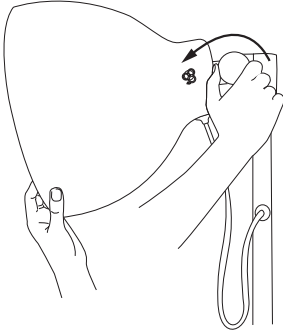


● I/O

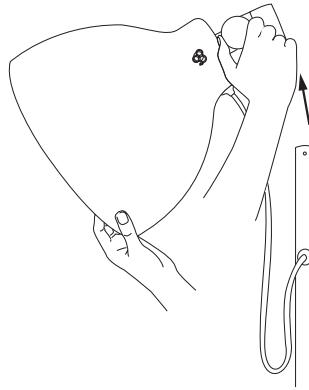


Option: **BLOSSOM-80** Verlängerungs Aufsatz, 30 cm  
Tube extension, 30 cm  
Prolongation du tube, 30 cm  
Opzetstuk, 30 cm  
Estensione del tubo, 30 cm

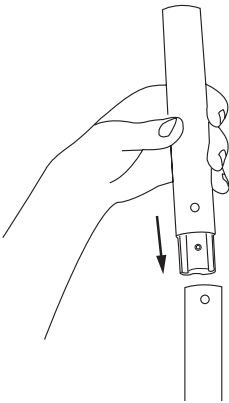
**A**



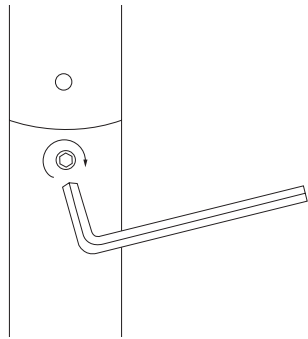
**B**



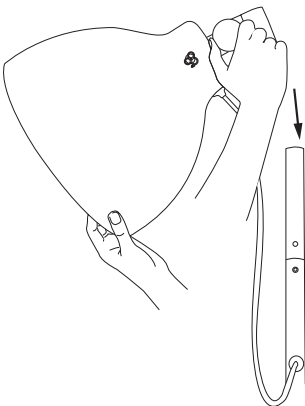
**C**



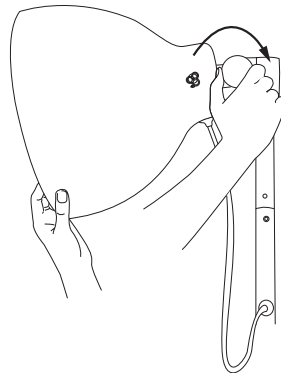
**D**



**E**



**F**





**BELUX AG**

[www.belux.com](http://www.belux.com)