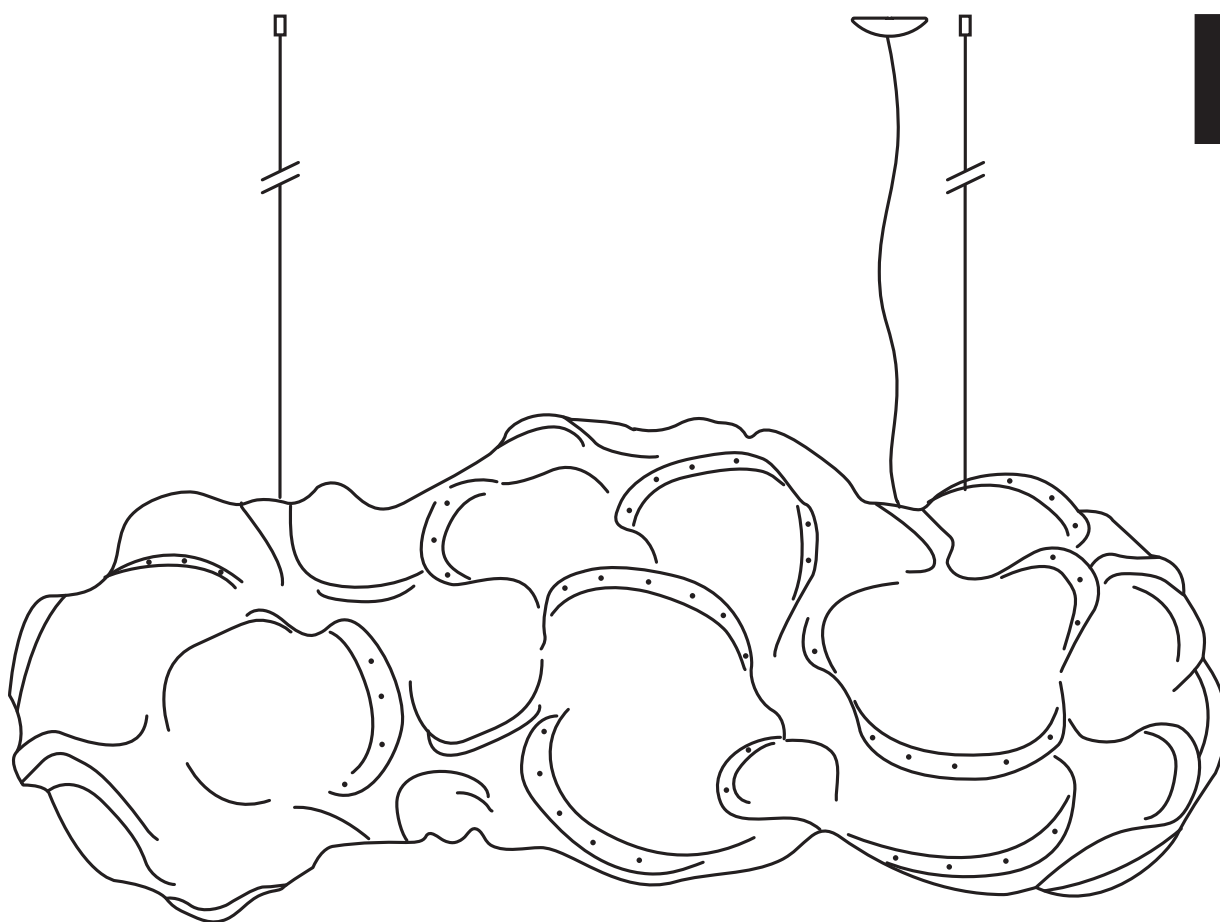
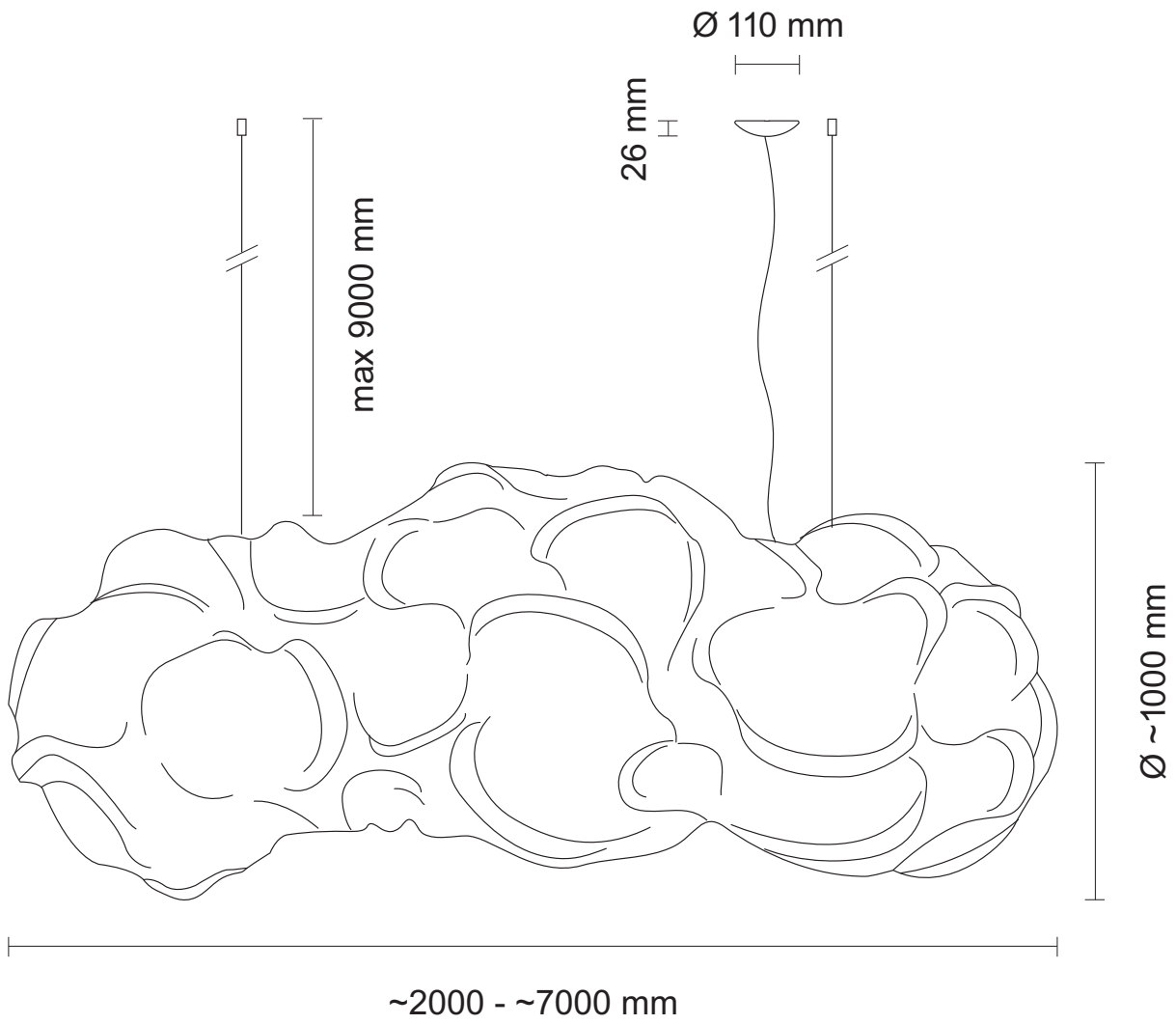


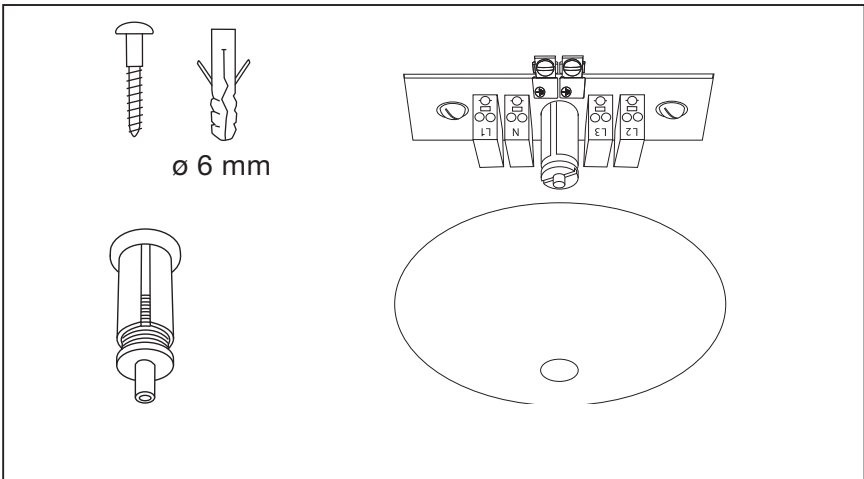
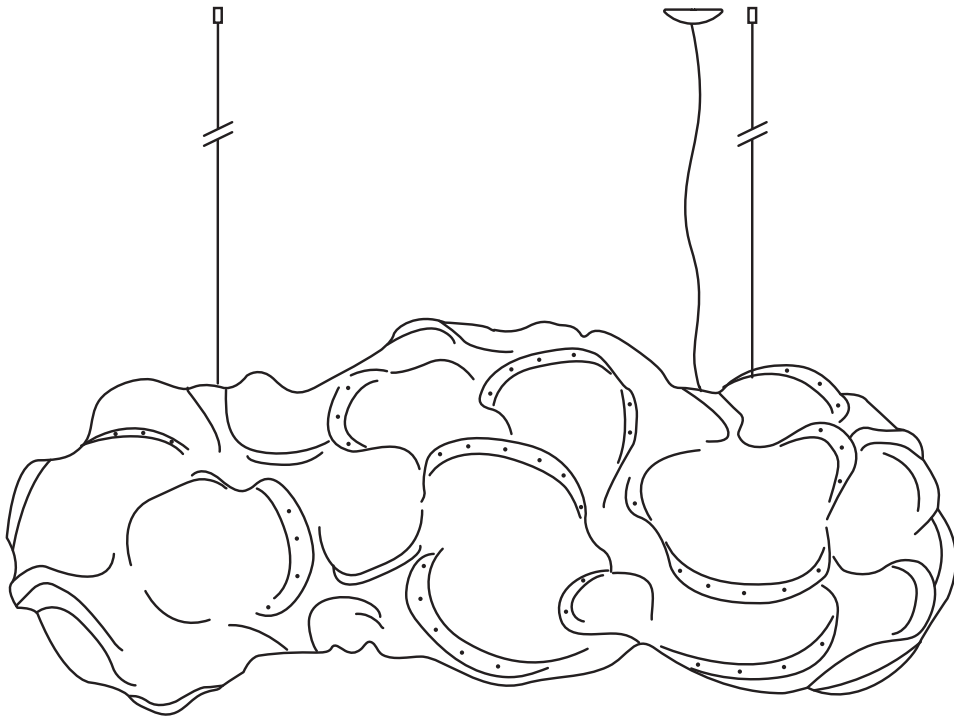
MAMMA CLOUD -70/-71/-72/-73/-74/-75/-76/-77/-78/-79/-80/-81

Decken-Pendelleuchte
Suspended light fixture
Lampe suspendue
Pendellamp
Apparecchio a sospensione

Montageanleitung
Assembly Instructions
Instruction de montage
Montagehandleiding
Istruzioni di montaggio







Technische Hinweise



- Bei Montage, Reinigung, Wartungsarbeiten und Leuchtmittelwechsel immer Stromzufuhr durch Entfernen der bauseitigen Sicherung unterbrechen!
- Wenn die Leuchtmittel in Betrieb sind, besteht beim Leuchtmittel Verbrennungsgefahr!
- Beim Leuchtmittelwechsel besteht Verbrennungsgefahr!
- Leuchte darf nicht mit Metallteilen in Kontakt stehen, die nicht mit dem Schutzleiter der Installation verbunden sind!



- Eingangsspannung 220-240V 50/60Hz



- Kompaktleuchtstofflampen: MC 71, 73, 75, 77, 79, 81 Master PL-T 32W/827/4P Gx24-q3/q4



- Glühlampe: MC 70, 72, 74, 76, 78, 80 HSGSA/C/UB-70-230-E27-56



- Die Leuchte kann abstehende Fasern (Fussel) aufweisen.
- Die Leuchte kann mit einem Staubwedel abgestaubt werden.
- Das Leuchtmittel muss vom Leuchterschirm ferngehalten werden, da dieser aufgrund der Hitze beschädigt werden kann.
- Die Leuchte kann bei starker Verschmutzung mit handelsüblichen milden Geschirrwaschmitteln und Wasser gereinigt werden. Durch Reiben können Fussel entstehen.
- Die Leuchte darf keinen Öl- und Fettdämpfen ausgesetzt werden, da sie dadurch verschmutzen kann.
- Kein offenes Feuer (z.B. Kerze) unter die Leuchte stellen.



- Leuchte darf nicht im Freien verwendet werden.



- Schutzklasse I



- Leuchte **geeignet** zur Montage auf normal entflammare Flächen



- Technische Konformität gemäss EN-Richtlinien

Technical Information

- During installation, cleaning, maintenance work and change of illuminants always interrupt the power supply by removing the respective circuit breaker!
- When switched on, the lamp may cause burns when touched!
- When changing the lamp you are in danger of getting burned!
- Lamp must not have contact with metal parts that are not connected with the ground wire of the installation!

- Input voltage 220-240V 50/60Hz

- Kompaktleuchtstofflampen: MC 71, 73, 75, 77, 79, 81 Master PL-T 32W/827/4P Gx24-q3/q4

- Glühlampe: MAMA CLOUD 70,72,74,76,78,80 HSGSA/C/UB-70-230-E27-56

- The luminair may show sticking out fibres (fluffs).
- The luminair can be dusted off with a feather duster.
- The lamp must be kept away from the shade, since it can be damaged due to the heat.
- In case of heavy staining, the luminair can be cleaned with commercial, mild washing-up liquids and water. As a consequence of rubbing, fluffs may originate.
- The luminair must not be exposed to oil and fat steams as it could be stained by it.
- Do not put open fire (like candles) under the luminair.

- Luminair must not be used in the open.

- Safety class I

- Lamp **suitable** for installation on surfaces with normal flammability rating

- Technical conformity according to European Standard guidelines

Indications techniques

- Lors du montage, du nettoyage, des travaux de maintenance et du remplacement des sources lumineuses, veuillez toujours couper le courant en retirant le fusible!
- Lorsque la lampe est allumée, vous pouvez vous brûler avec l'ampoule!
- Le remplacement de sources lumineuses recèle un risque de brûlures!
- La lampe ne doit pas être en contact avec des pièces métalliques qui ne sont pas connectées au conducteur de protection de l'installation!

- Input voltage 220-240V 50/60Hz

- Kompaktleuchtstofflampen: MC 71, 73, 75, 77, 79, 81 Master PL-T 32W/827/4P Gx24-q3/q4

- Glühlampe: MAMA CLOUD 70,72,74,76,78,80 HSGSA/C/UB-70-230-E27-56

- Il se peut qu'il y ait des fibres décollées (peluches) sur la luminaire.
- La luminaire peut être dépoussiérée à l'aide d'un plumeau.
- L'ampoule doit être tenu à l'écart de l'écran de lumière, celui-ci pouvant être endommagé par la chaleur.
- En cas d'encrassement considérable, la luminaire peut être nettoyée avec un produit vaisselle habituel et de l'eau. Le frottement peut causer des peluches.
- La luminaire ne doit pas être exposée aux vapeurs d'huile et de graisse par qu'elle en pourrait être salie.
- Ne pas placer un feu ouvert (par exemple bougie) sous la luminaire.

- Ne pas utiliser la luminaire à l'extérieur.

- Classe de protection I

- Lampe **appropriée** pour montage sur des surfaces normalement inflammables

- Conformité technique selon les directives EN

Technische aanwijzingen



- Onderbreek altijd de stroomtoevoer door verwijderen van de toestelzijdige stop bij de montage, reiniging, onderhoudswerk en het verwisselen van de gloeilamp!
- Een brandende lamp is heet. Pas op voor verbrandingsgevaar!
- Bij het wisselen van het lichtmiddel bestaat verbrandingsgevaar!
- Lamp mag niet in contact staan met metalen delen, die niet verbonden zijn met de aardgeleider van de installatie!



- Ingangsspanning 220-240V 50/60Hz



- Kompaktleuchtstofflampen: MC 71, 73, 75, 77, 79, 81 Master PL-T 32W/827/4P Gx24-q3/q4



- Glühlampe: MAMA CLOUD 70,72,74,76,78,80 HSGSA/C/UB-70-230-E27-56



- De lamp kan uitstekende vezels (pluisjes) vertonen.
- De lamp kan met een stoffer worden afgestoft.
- De lichtbron dient vrijgehouden te worden van de polyester vellen. Deze zouden door de warmteontwikkeling kunnen beschadigen.
- De lamp kan bij sterke vervuiling met een gewoon mild afwasmiddel en water worden gereinigd. Door wrijven kunnen pluisjes ontstaan.
- De lamp mag niet worden blootgesteld aan olie- en vetdampen, aangezien ze daardoor vervuild kan raken.
- Geen open vuur (bijvoorbeeld kaars) onder de lamp zetten.



- De lamp mag niet in openlucht gebruikt worden.



- Beschermingsklasse I



- Lamp **geschikt** voor de montage op normaal ontvlambare oppervlakken



- Technische gelijkvormigheid volgens EN-richtlijnen

Informazioni tecniche

- In caso di interventi di installazione, la pulizia, manutenzione e sostituzione dei corpi luminosi interrompere sempre l'alimentazione elettrica eliminando la protezione prevista!
- Pericolo di scottature! Non toccare la lampadina quando la lampada è accesa!
- Durante la sostituzione dei corpi luminosi sussiste il pericolo di combustione!
- La lampada non deve essere a contatto con pezzi di metallo, che non siano collegati con la materia di protezione dell'installazione.

- Tensione di alimentazione 220-240V 50/60Hz

- Kompaktleuchtstofflampen: MC 71, 73, 75, 77, 79, 81 Master PL-T 32W/827/4P Gx24-q3/q4

- Glühlampe: MAMA CLOUD 70,72,74,76,78,80 HSGSA/C/UB-70-230-E27-56

- La lampada può avere fibre sporgenti (filetto).
- La lampada può essere spolverata con un piumino.
- La lampada deve essere tenuta lontana dalla cassa perché potrebbe venire danneggiata dal calore.
- In caso di sporco eccessivo si può pulire la lampada con detergente per piatti delicato ed acqua. Tramite lo sfregamento possono formarsi dei filetti.
- La lampada non deve essere esposta a vapori di olio e grasso, poiché tramite ciò può inquinare.
- Non mettere del fuoco (per esempio candela) sotto la lampada.

- La lampada non può essere utilizzata all'aperto.

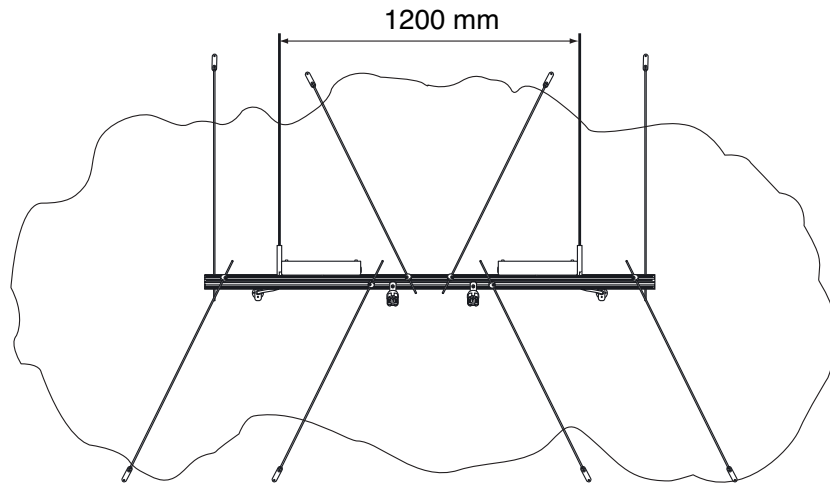
- Classe di protezione I

- Lampada **adatta** ad essere montata su superfici ad infiammabilità normale

- Conformità tecnica secondo le Direttive EN

MamaCloud -70/-71 (2 m)

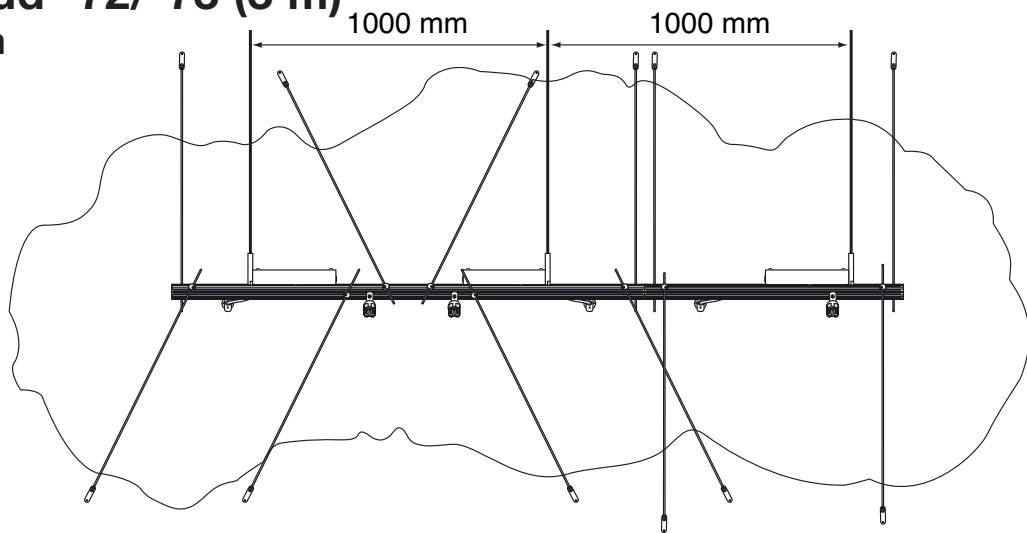
1 x 1500 mm



MamaCloud -72/-73 (3 m)

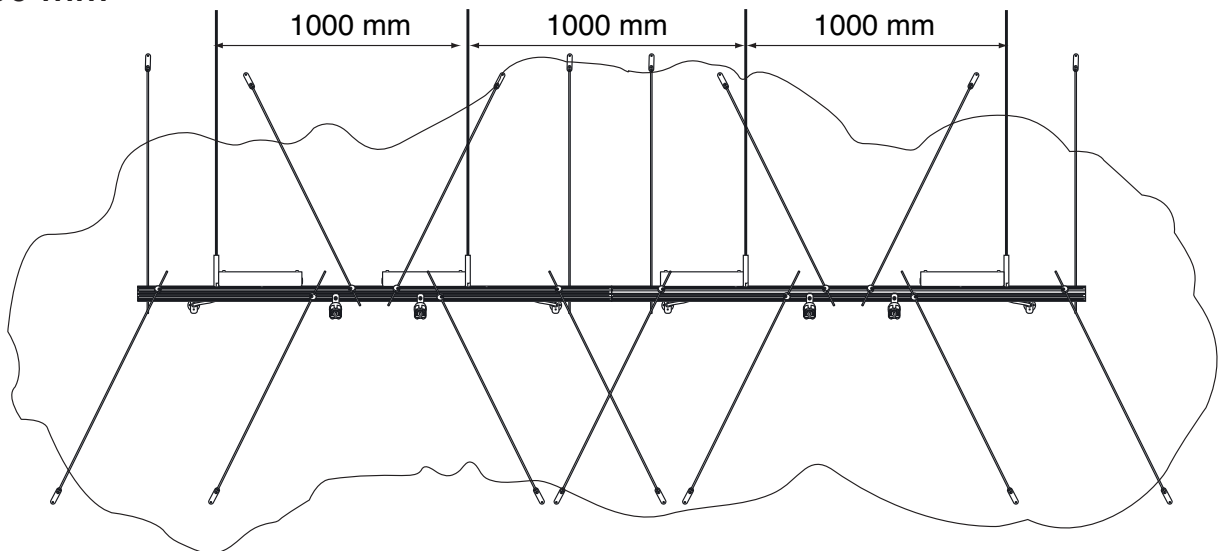
1 x 1500 mm

1 x 750 mm



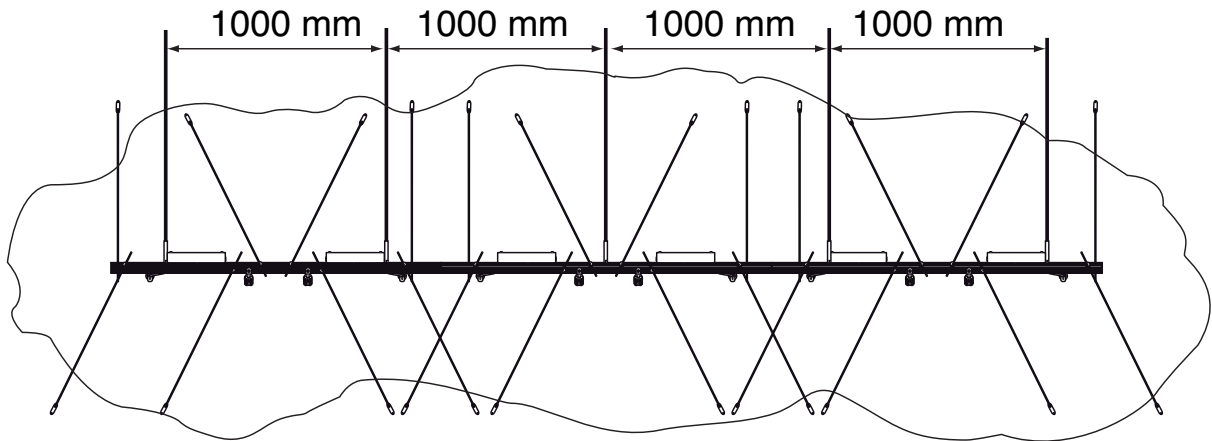
MamaCloud -74/-75 (4 m)

2 x 1750 mm



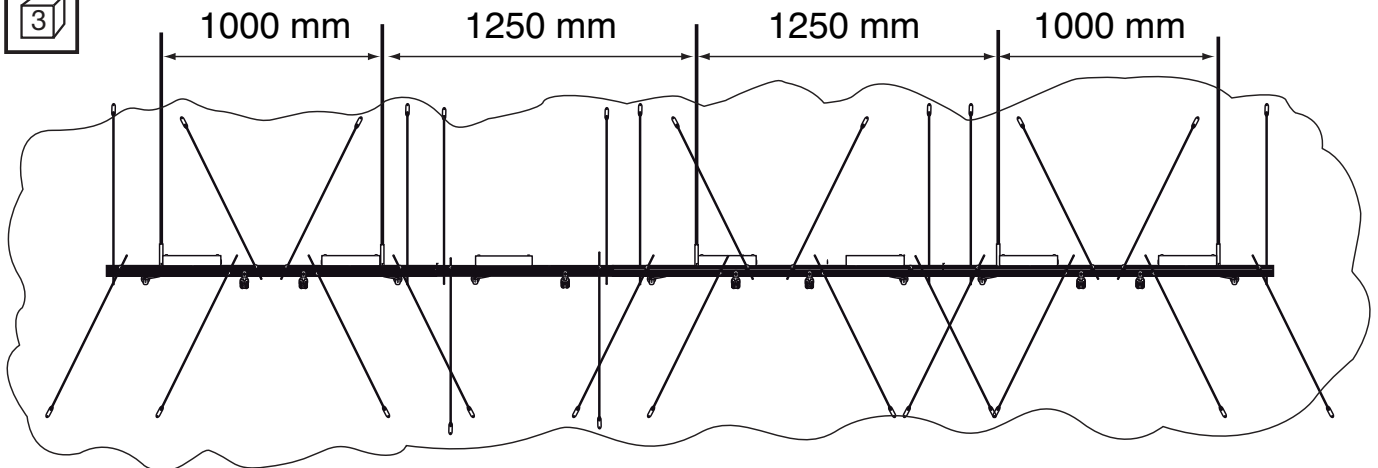
MamaCloud -76/-77 (5 m)

3 x 1500 mm



MamaCloud -78/-79 (6 m)

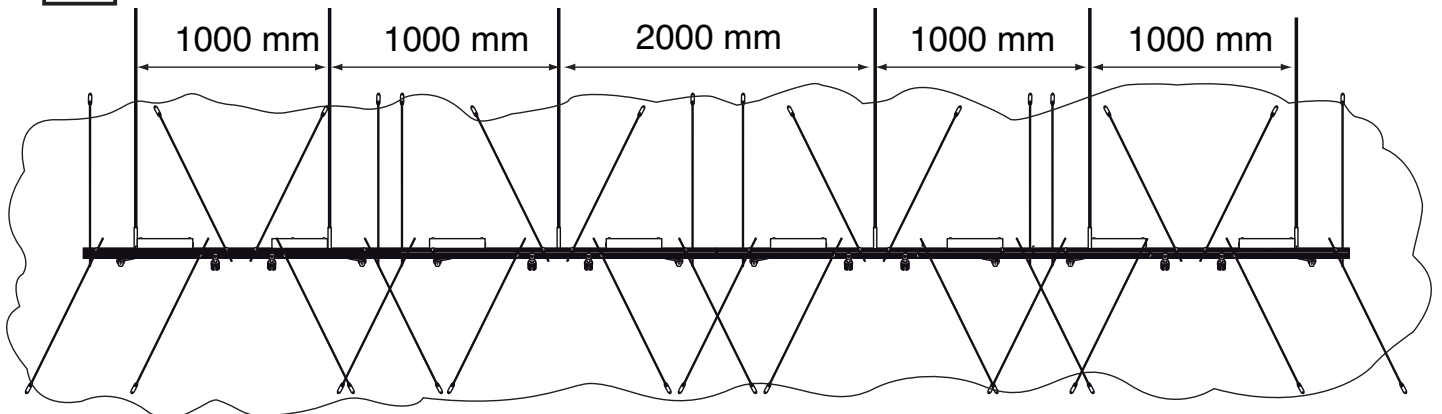
3 x 1750 mm



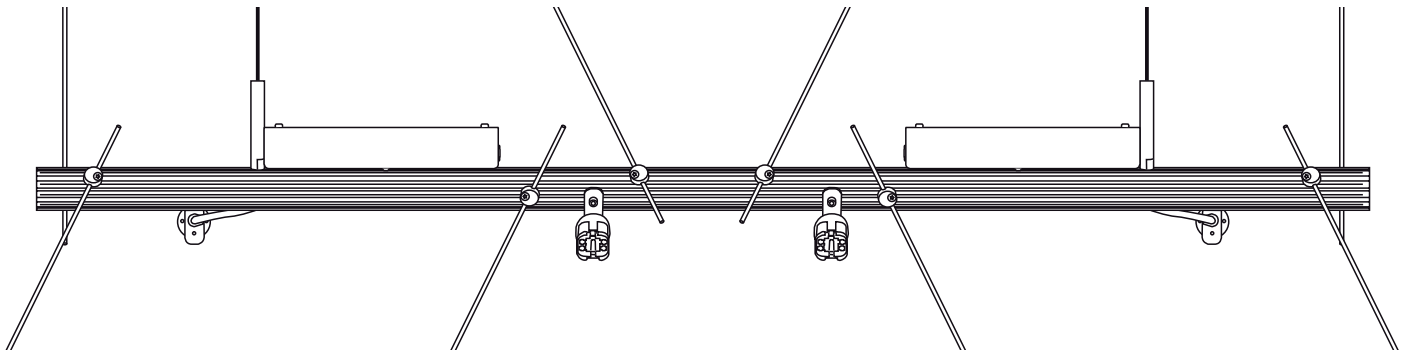
MamaCloud -80/-81 (7 m)

2 x 1500 mm

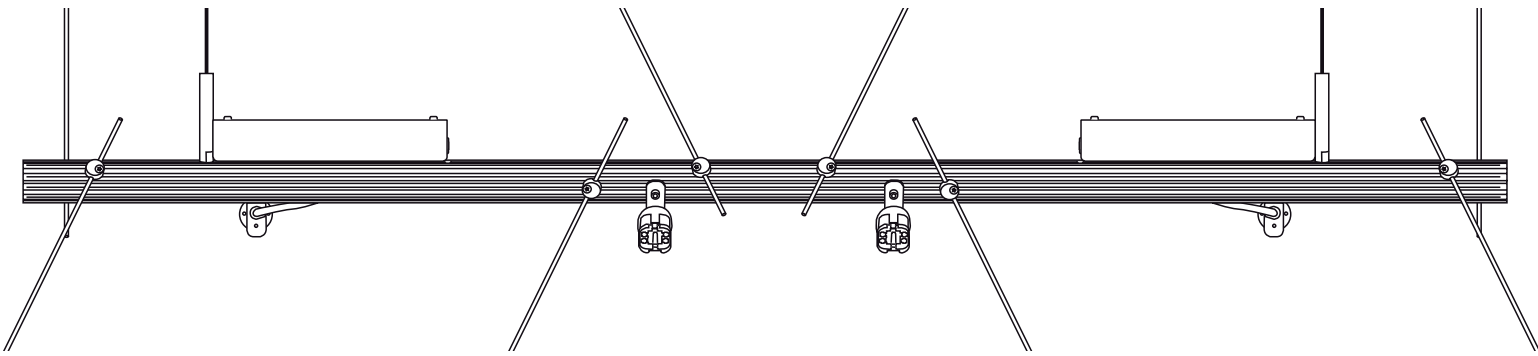
2 x 1750 mm



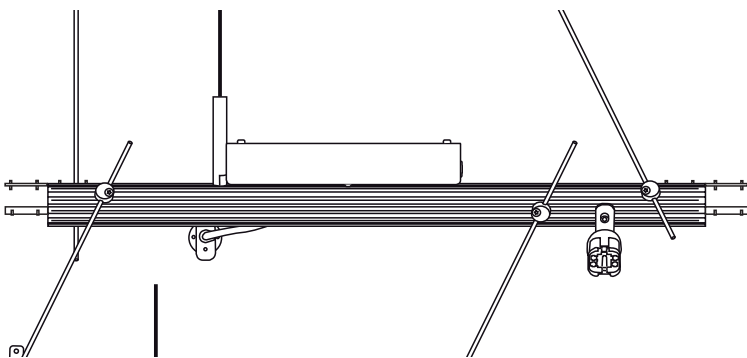
1500 mm (2 m)



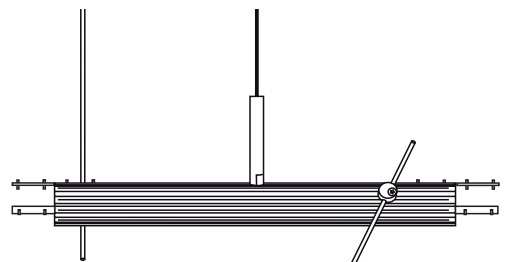
1750 mm



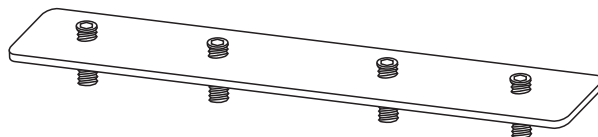
750 mm



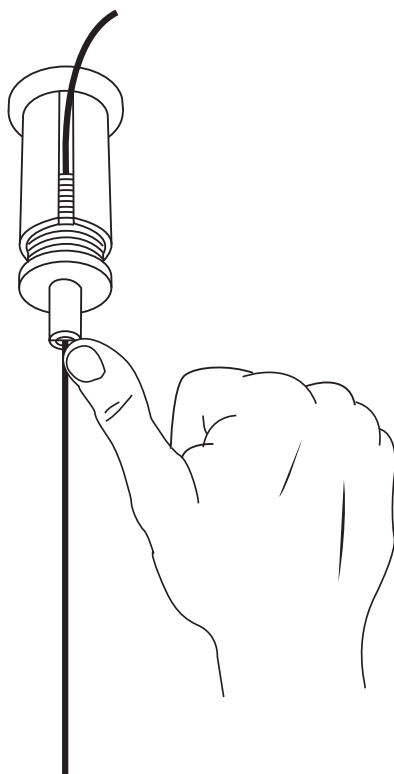
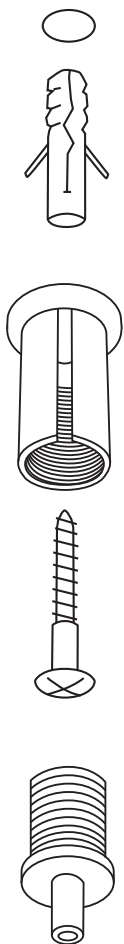
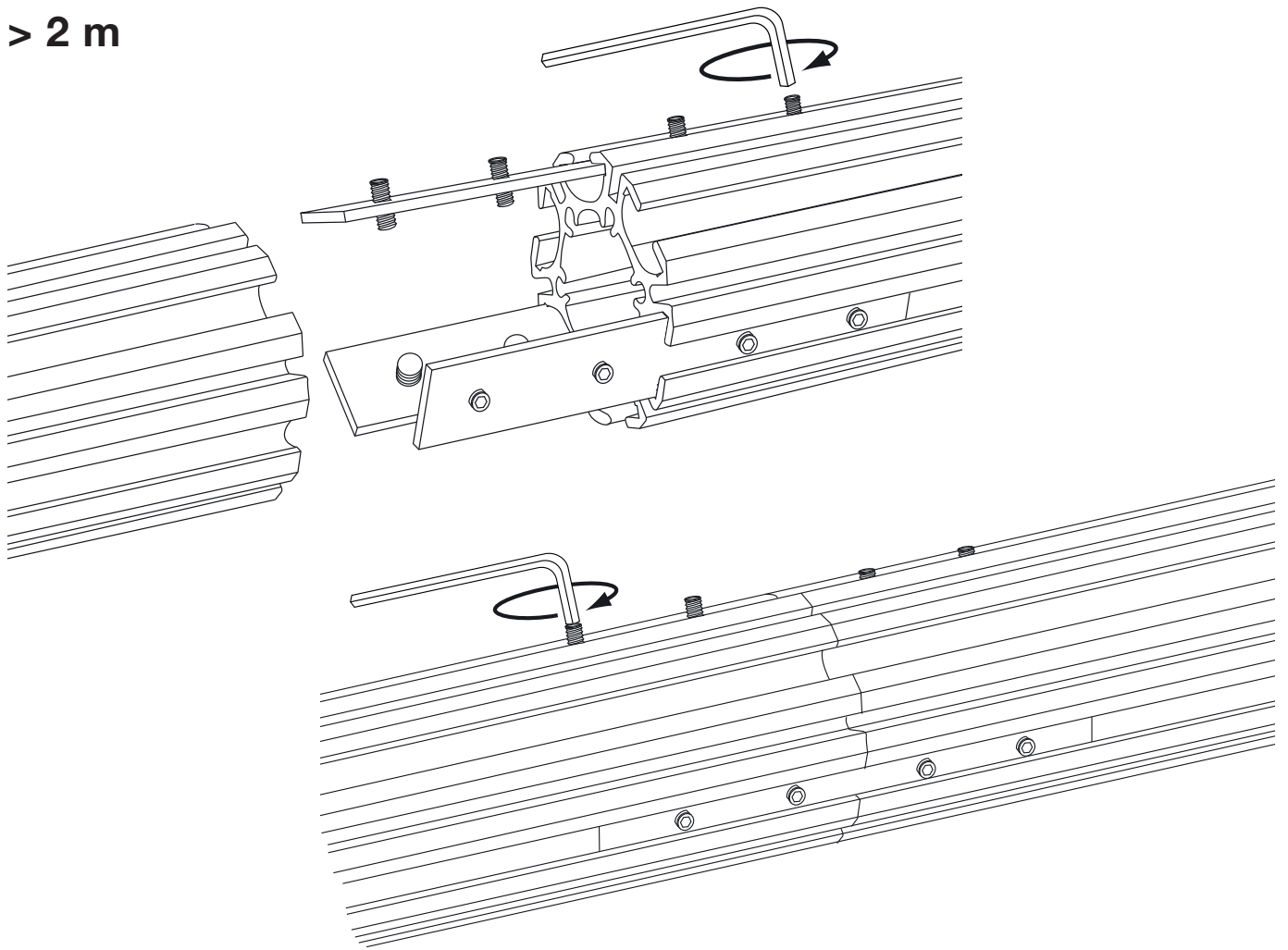
400 mm



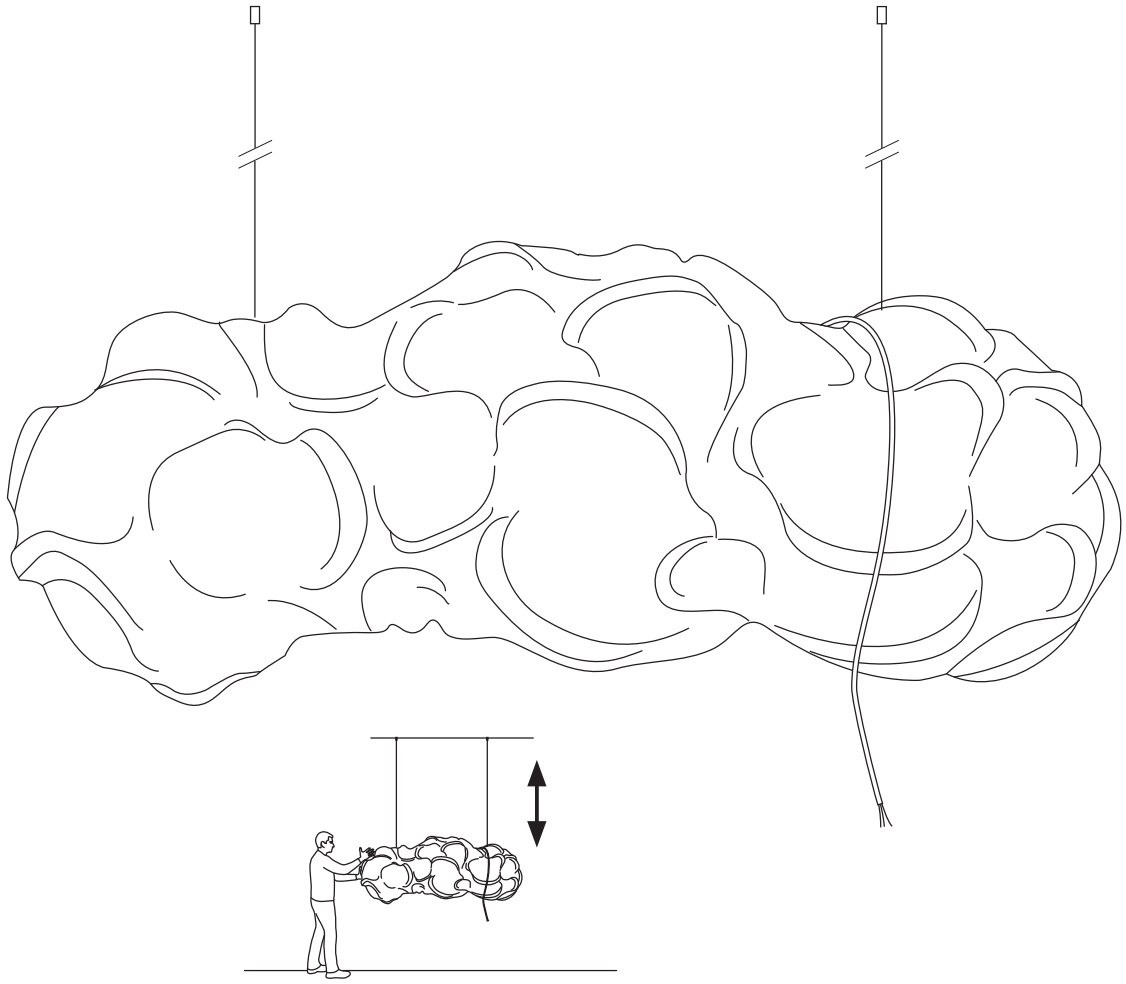
3 x



> 2 m

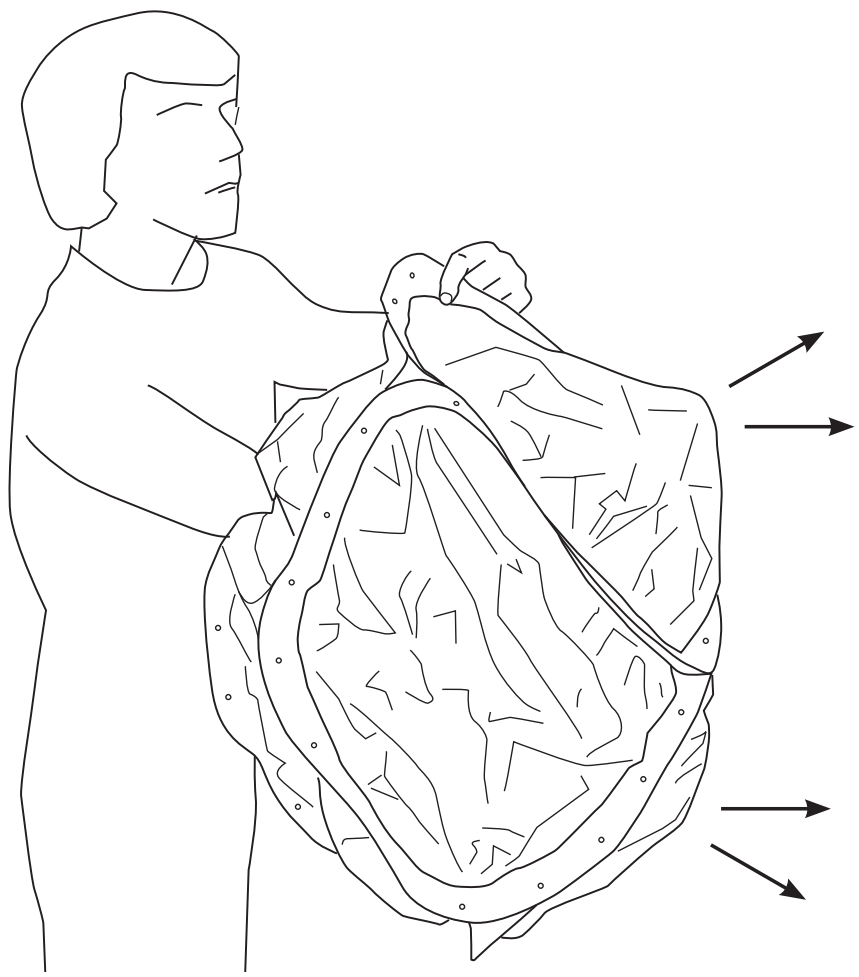


A

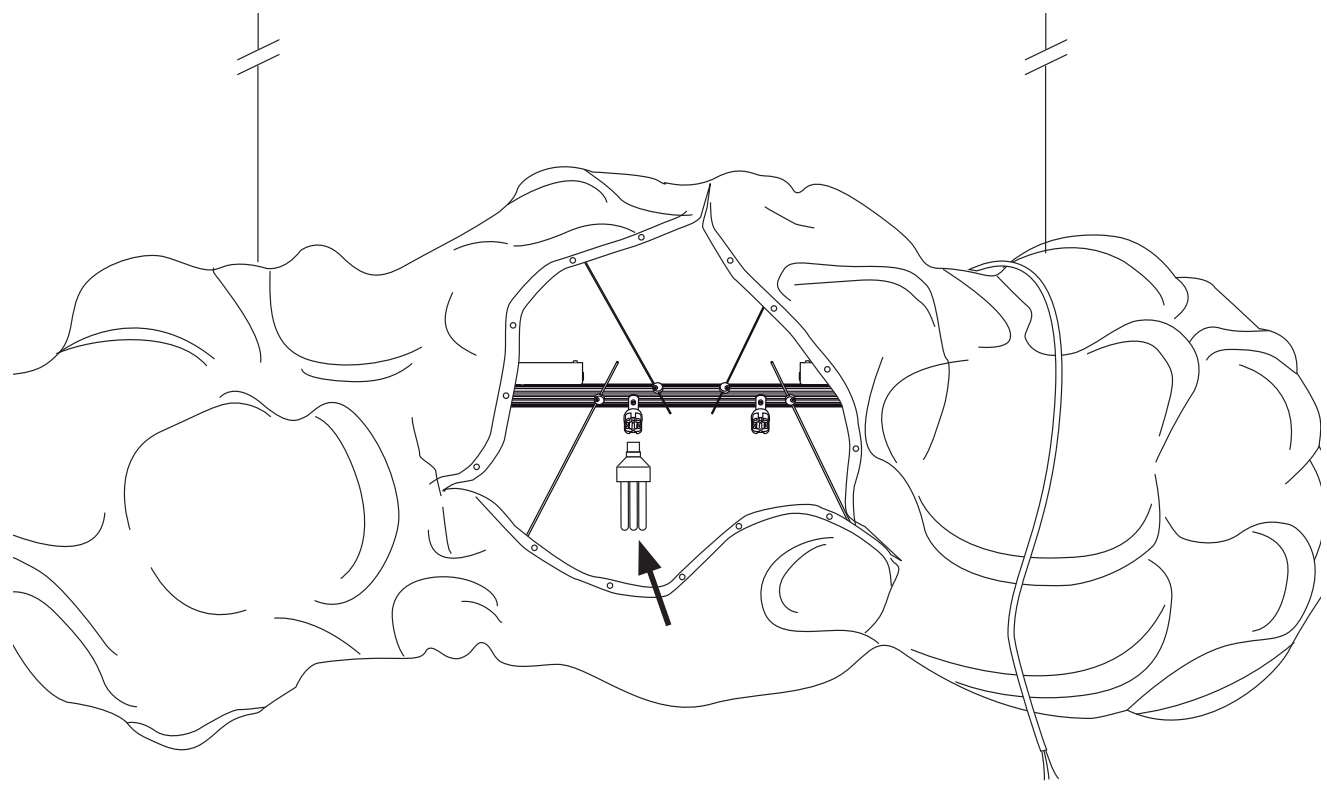


B

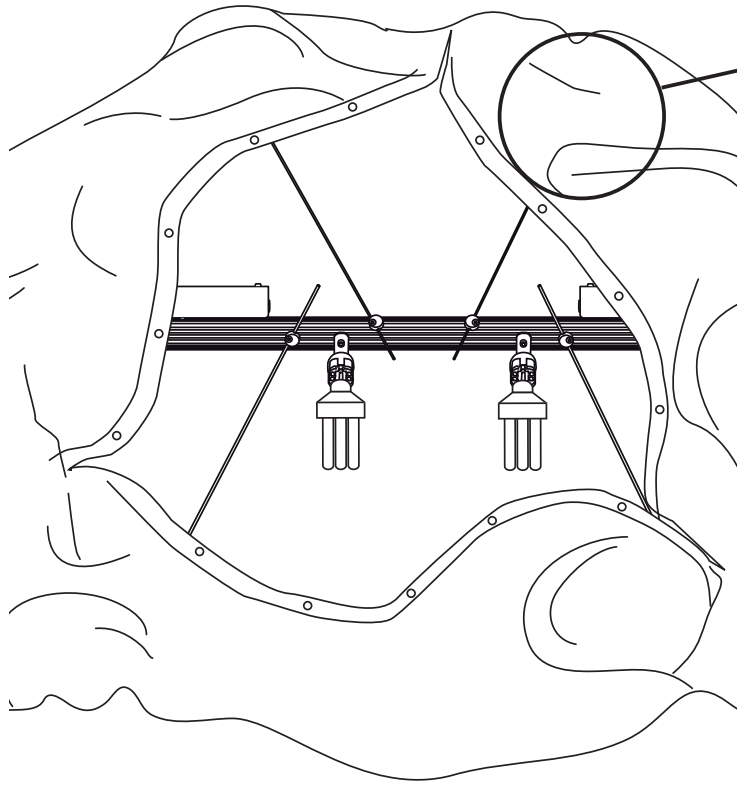




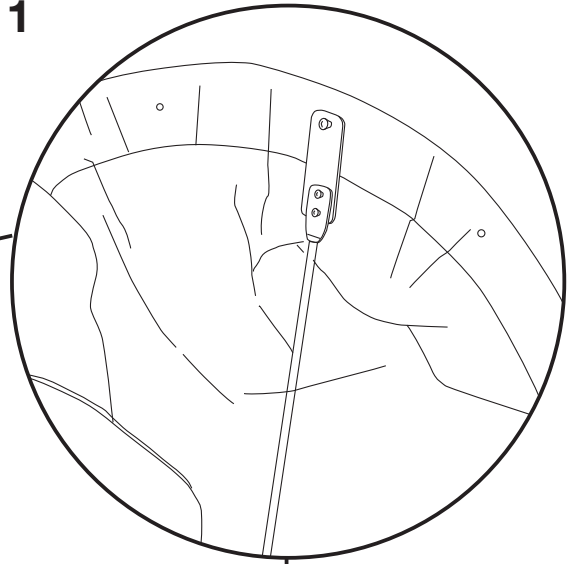
C



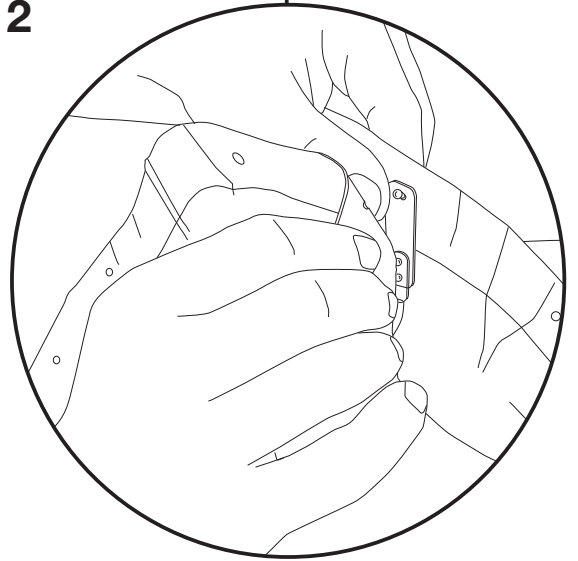
D



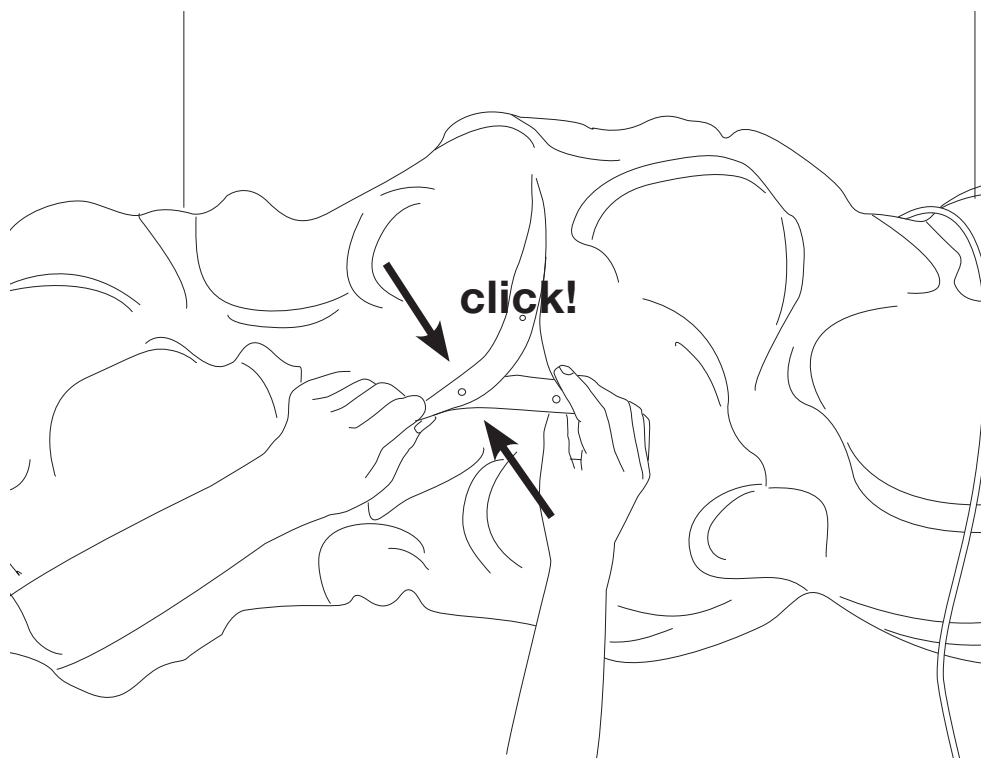
D 1

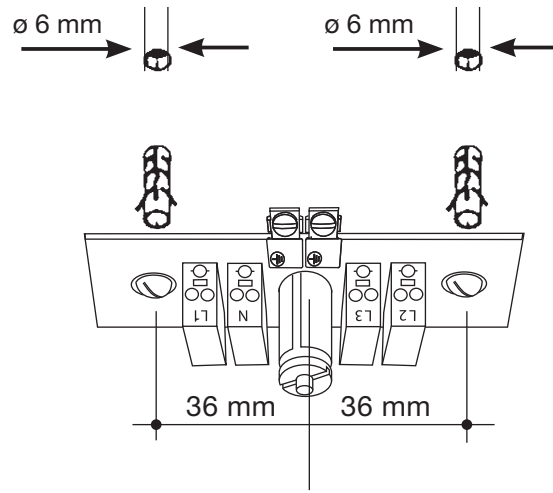
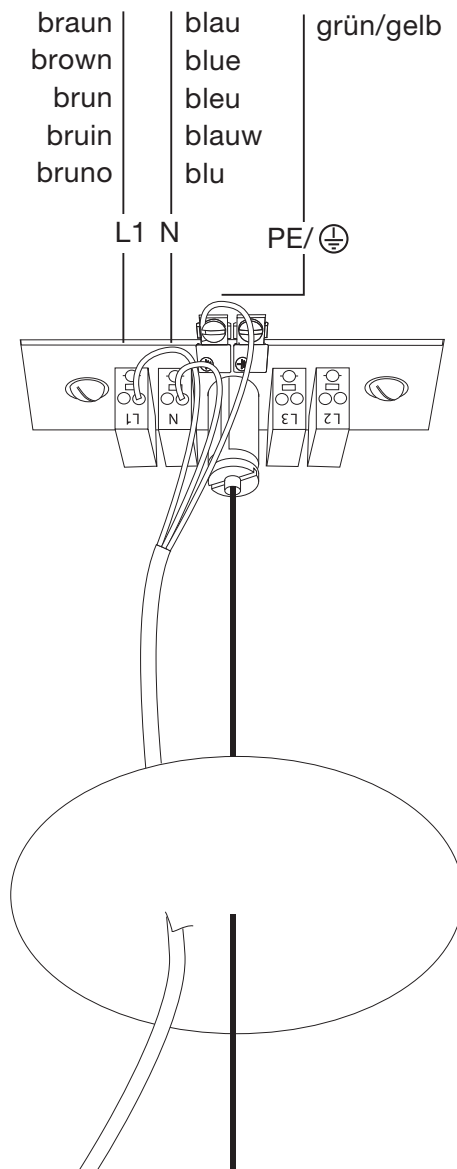


D 2

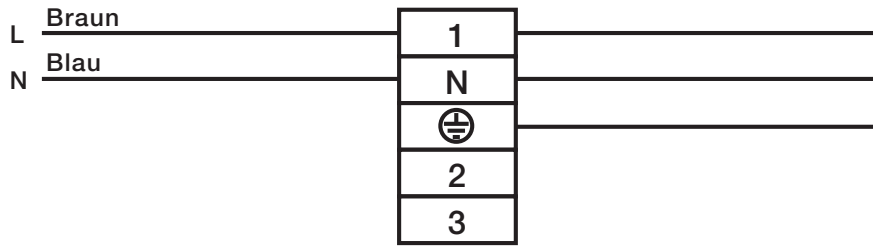
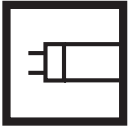


E

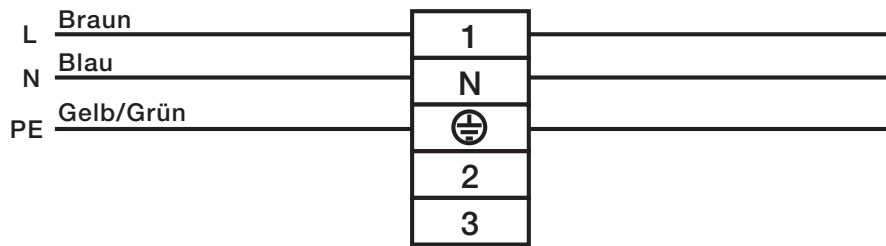
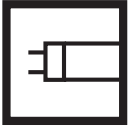


F**G**

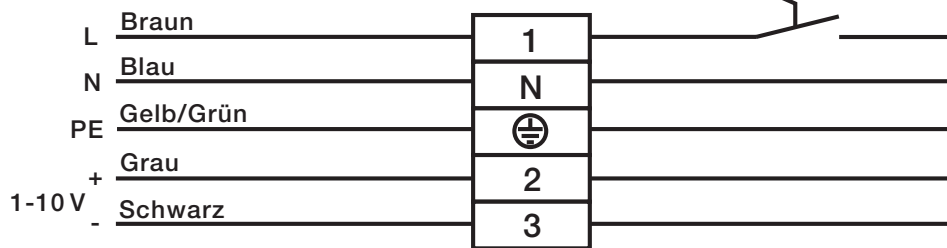
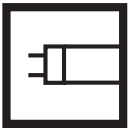
2 Pole



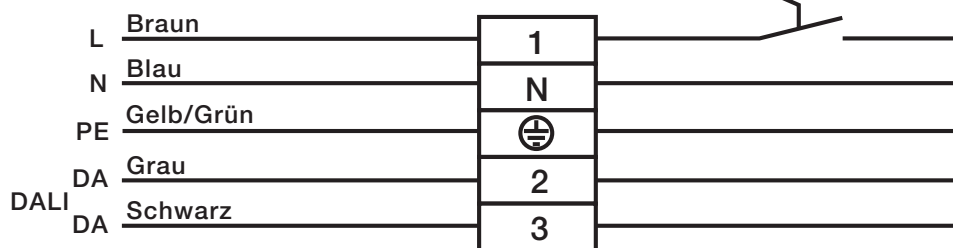
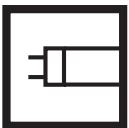
3 Pole



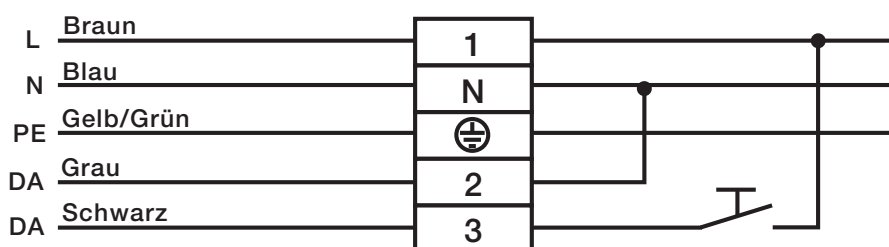
5 Pole 1-10V




5 Pole DALI



4/5 Pole Touchdim

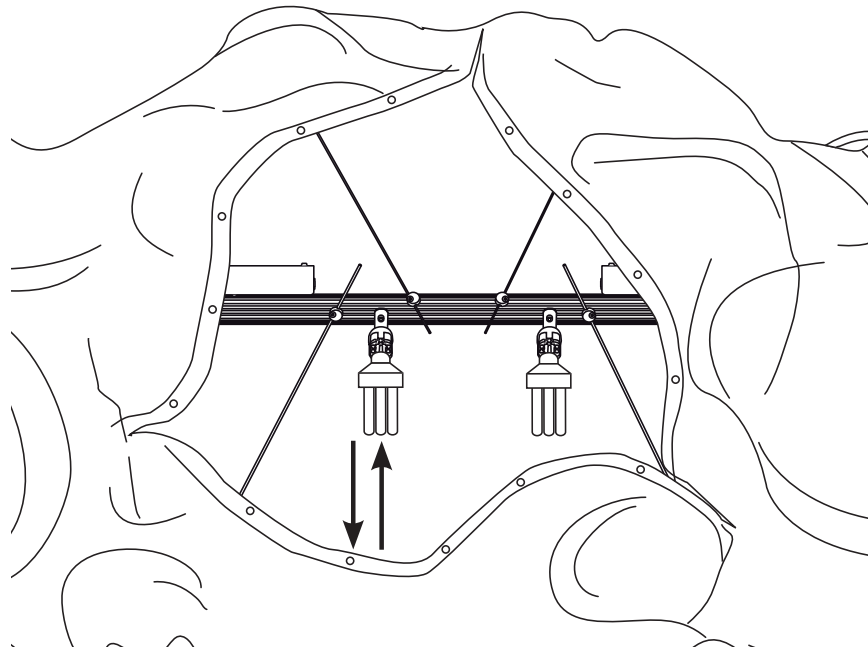




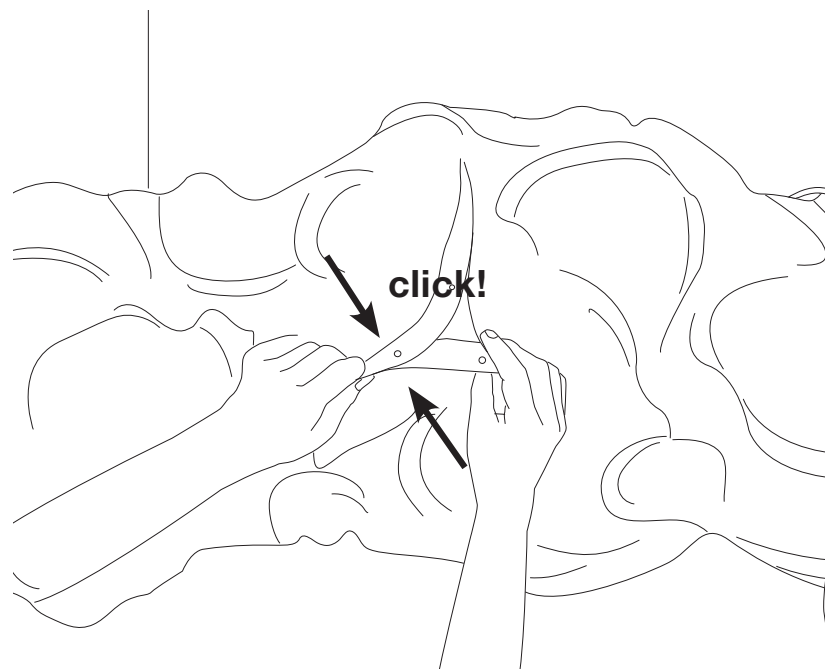
A



B



C





BELUX AG
www.belux.com